








Accessories For 100-C, 100S-C

Auxiliary Contacts

Auxiliary Contacts ★

Description	 		For Use With	Standard Auxiliary Contact	Bifurcated Auxiliary Contact
	N.O.	N.C.		Cat. No. ‡	Cat. No. ‡
Screw Terminals					
 <p>Auxiliary Contact Blocks for Front Mounting</p> <ul style="list-style-type: none"> • 2- and 4-pole • Quick and easy mounting without tools • Electronically-compatible contacts down to 17V, 5 mA • Mechanically linked performance between N.O. and N.C. poles and to the main contactor poles (except for L types) • Models with equal function with several terminal numbering choices • 1L = Late break N.C./early make N.O. • Bifurcated versions for switching down to 5V, 3 mA also available 	0	2	100-C all	100-FA02	100-FAB02
			C30®00... C97®00	100-FB02	100-FBB02
	1	1	100-C all	100-FA11	100-FAB11
			C30®00... C97®00	100-FB11	100-FBB11
			C09®10... C23®10	100-FC11	100-FCB11
	2	0	100-C all	100-FA20	100-FAB20
			C30®00... C97®00	100-FB20	100-FBB20
	0	4	100-C all	100-FA04	100-FAB04
	1	3	100-C all	100-FA13	100-FAB13
	2	2	100-C all	100-FA22	100-FAB22
			C30®00... C97®00	100-FB22	100-FBB22
			C09®10... C23®10	100-FC22	100-FCB22
	3	1	100-C all	100-FA31	100-FAB31
			C09®10... C23®10	100-FC31	100-FCB31
4	0	100-C all	100-FA40	100-FAB40	
1+1L	1+1L	100-C all	100-FAL22	—	
Spring Clamp Terminals					
 <p>Auxiliary Contact Blocks for Front Mounting</p> <ul style="list-style-type: none"> • 2- and 4-pole • Quick and easy mounting without tools • Electronic-compatible contacts down to 17V, 5 mA • Mechanically linked performance between N.O. and N.C. poles and to the main contactor poles (except for L types) • Models with equal function with several terminal numbering choices • 1L = Late break N.C./early make N.O. 	0	2	100-CR, 700-CRF	100-CRFA02	—
	1	1		100-CRFA11	—
				100-CRFB11	—
				100-CRFC11	—
	2	0		100-CRFA20	—
	1L	1L		100-CRFB11	—
	2	2	100-CR, 700-CRF	100-CRFA22	—
				100-CRFC22	—
				100-CRFB22	—
	3	1		100-CRFA31	—
	4	0		100-CRFA40	—
	1+1L	1+1L		100-CRFA22	—

	Description			For Use With	Cat. No. ‡
		N.O.	N.C.		
	Auxiliary Contact Blocks for Side Mounting with Sequence Terminal Designations	0	1	100-C	100-SB01
	• 1- and 2-pole	1	0	100-C §	100-SB10
	• Two-way numbering for right or left mounting on the contactor	0	2	100-C §	100-SB02
	• Quick and easy mounting without tools	1	1	100-C §	100-SB11
	• Electronic-compatible contacts down to 17V, 10 mA	2	0	100-C §	100-SB20
	• Mirror contact performance to the main contactor poles	1L	1L	100-C §	100-SBL11
	• 1L = Late break N.C./early make N.O.				

* Max. number of auxiliary contacts that may be mounted:

- AC coil contactors – max. 4 N.O. contacts on the front of the contactor, 2 N.O. contacts on the side, 4 N.C. front or side, 6 total.
- DC coil contactors – max. 4 N.O. contacts on the front of the contactor or max 2 N.O. contacts on the side, 4 N.C. front or side, 4 total.

‡ May be ordered in package quantities of 10. Add letter M to the end of the cat. no. Example: **100-SB01M**).

§ Double numbering – Left-side mounting only is recommended for **cat. no. 100-C09...100-C23** due to double numbering.